


SITM Website Sign-on Instructions

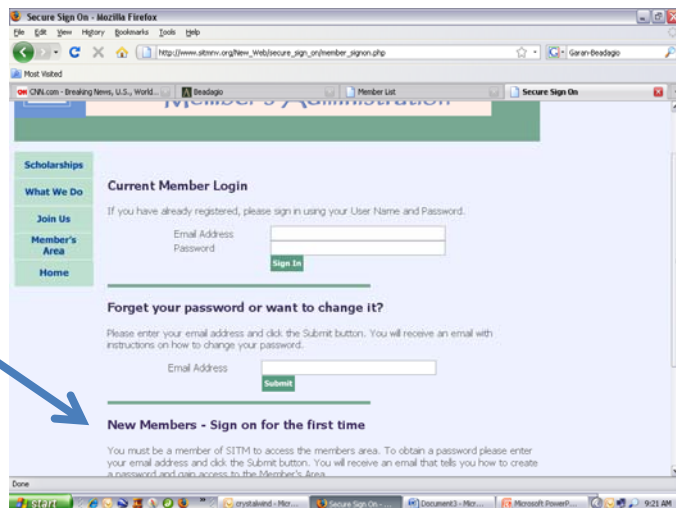
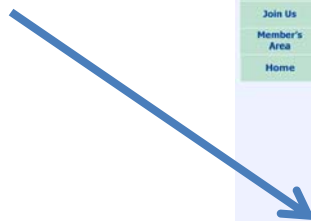
SITM's website address <http://www.sitmnhv.org> . To access the Member's Only area you need to set up a password. Please use the following instructions:

NOTE: you must have cookies enabled for this site in order for your sign in to work.

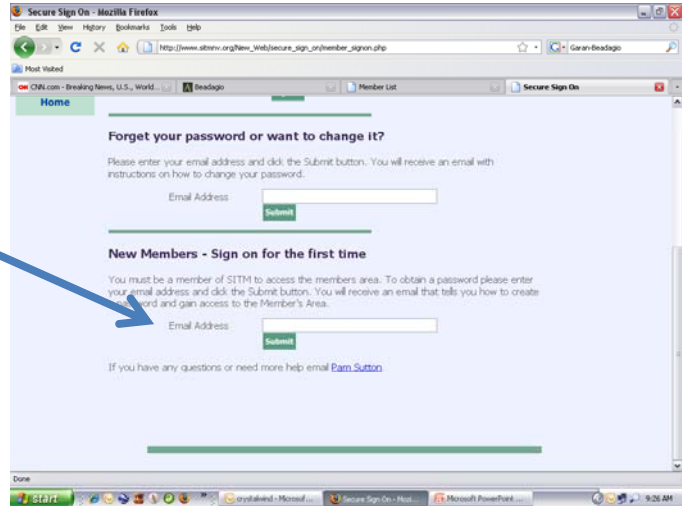
1. From the home page – or any page - Click on the Member's Area tab.



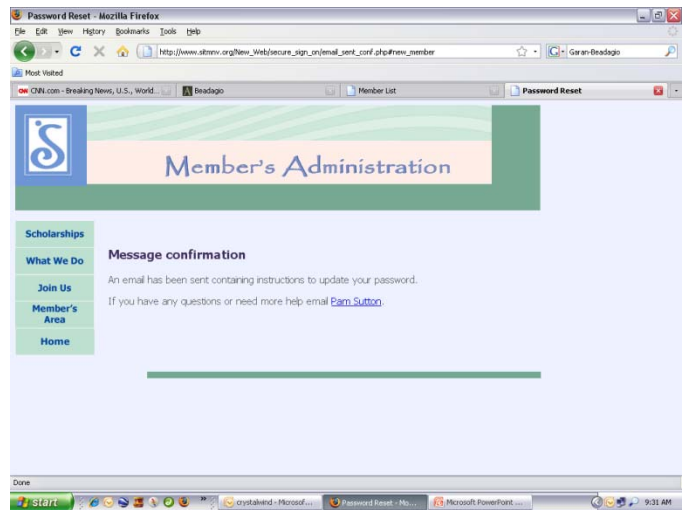
2. You will be taken to the Member's Administration screen. Scroll down until you see the New Members – Sign on for the first time.



3. Type your email address into the box and click on the submit button.

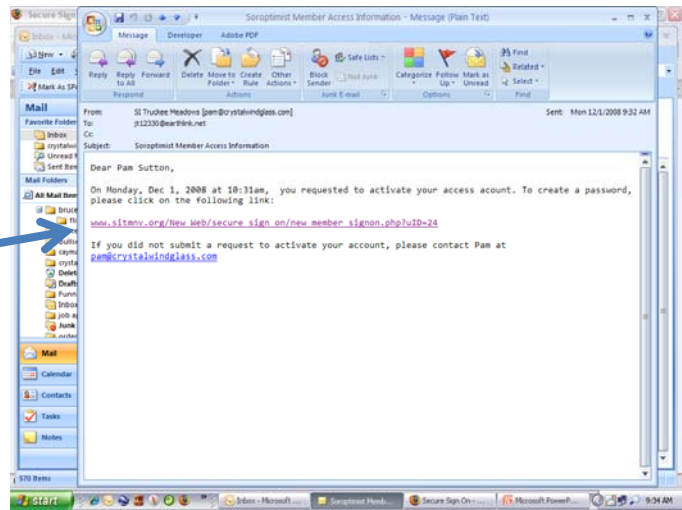


4. You will receive a confirmation that an email has been sent to you with instructions on how to sign on.



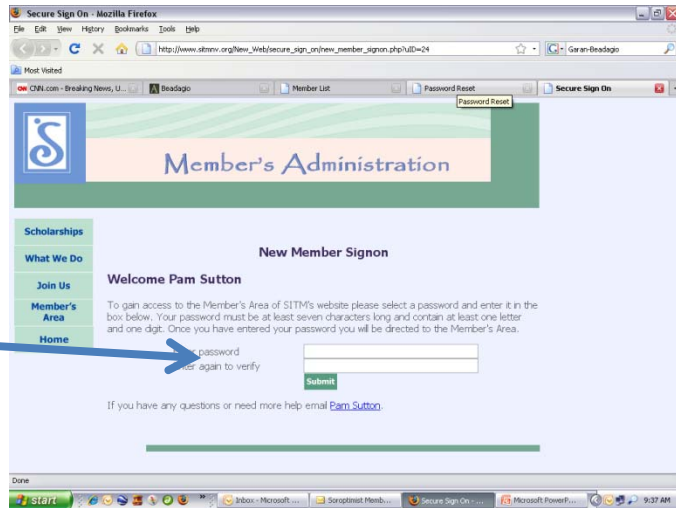
5. Go to your email and find the email from SI Truckee Meadows. It usually takes less than a minute for it to arrive.

Click on the link supplied in the email.



- You will be taken to the New Member Sign On screen. Type in a password of your choice, then type it in again to verify it. **For security, your password must be at least seven characters long and contain at least one letter and one digit.**

If you write down your password, keep it in a safe place.



- You will be taken to the Member's Area where you will find lots of information.

- You don't need to sign in again if you go to another page outside the secure area. To sign out just click on the Sign Out button.

You will automatically be signed out if you don't click on anything for more than one hour. You aren't automatically signed out if you leave the SITM website so it's a good idea to sign out when you're done.

